DRG. 90549 SHT 2

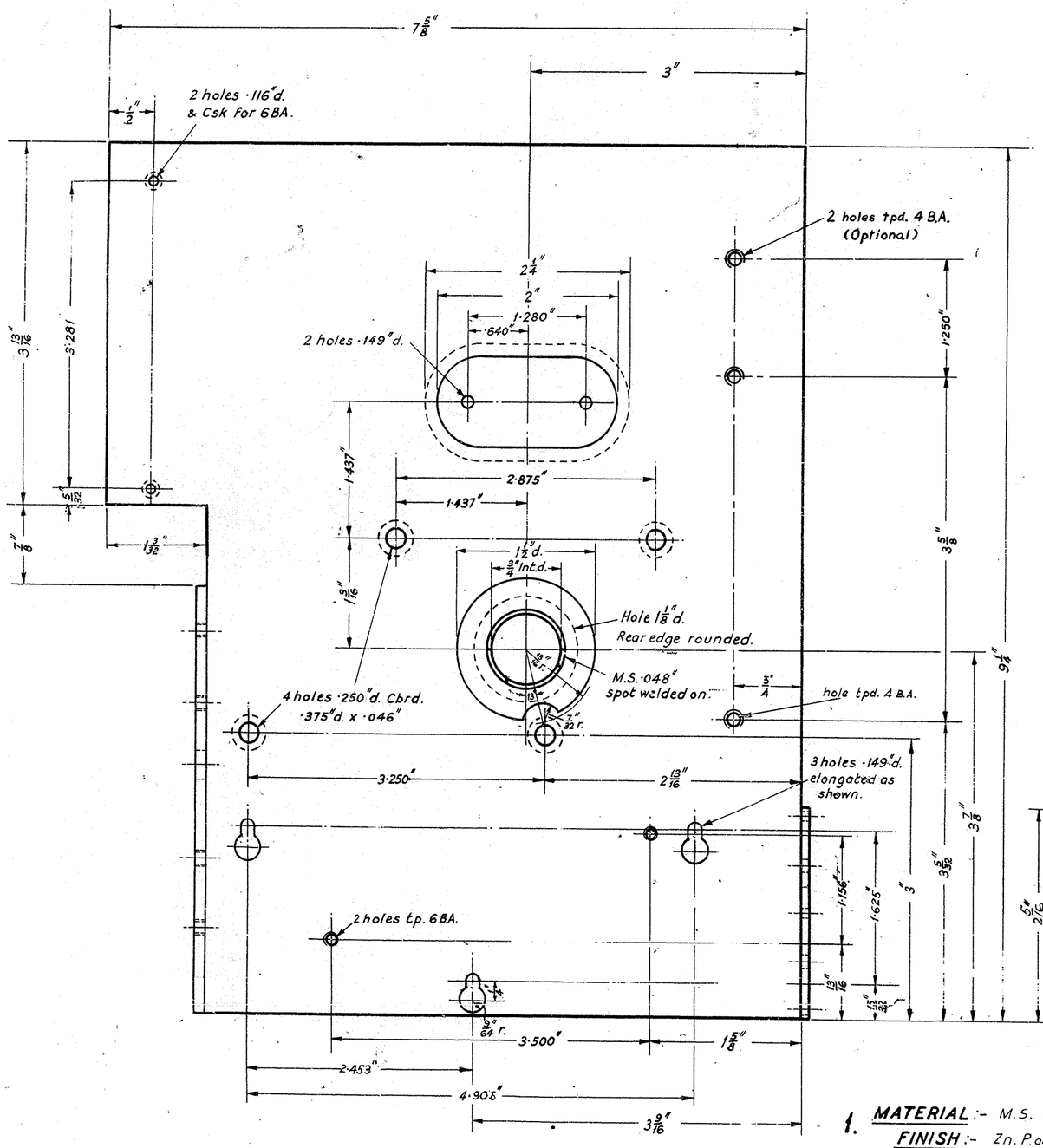

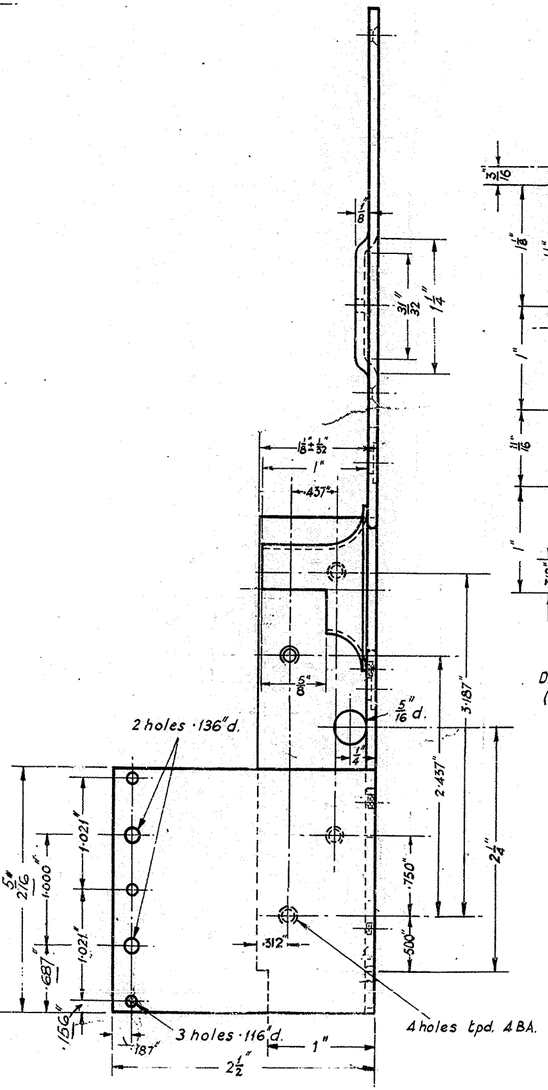

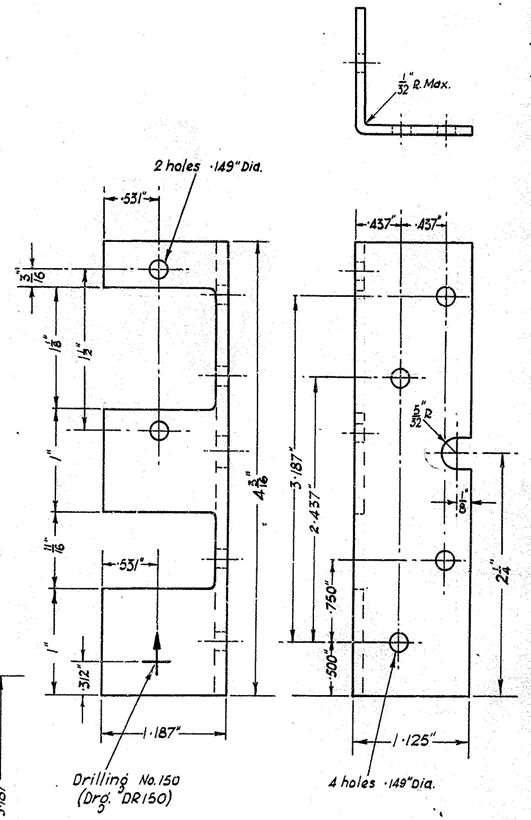

2. MATERIAL :- M.S. Bt. C.R. ·093" thick.
FINISH :- Zn. P. and Passivated.

1. **MATERIAL** :- M.S. Bt. C.R. ·093".
FINISH :- Zn. P. and Passivated after assembly of Part 3/SP0/3

NOTE :-
Inside rad. of bends to be kept as small as practicable.

DO NOT SCALE
(A MICROFILM PROCESS PRINT)

POST OFFICE TELECOMMUNICATIONS HEADQUARTERS

DISTRIBUTION RESTRICTED.

P.O.

REFERENCES

SPEC DI000

ASSEMBLY DRG. 90549 SHT. 1-2	WIRING DGM. —
FILE S1150	SPEC. —
SCALE : 1/1 AND AS INDICATED	THIRD ANGLE PROJECTION

DECIMAL DIMENSIONS SUBJECT TO ±·005" NOT TOLERANCED FRACT'L ± 1/64"

APP'D. IN TD7 1:1 H.R.S. 9.6.56

DRN. SRM. T.C.D. CKD. T.T.S. 60884. DATE 29.9.54.

AMENDMENT	SUFFIX
DET. 1. OF BELL-SET No.33 MK.2. FORMERLY SHEWN ON DRG. 60884, REDESIGNED FOR MK.3. 23.3.55.	—
DET. 1. 1 1/8" WIDE FLANGE EXTENDED TO BOTTOM, 1" WIDE. 2 1/2" WIDE FLANGE - DIMS. 2 5/16", ·687" & ·156" WERE 2 1/4" ·625" & ·093" RESPECTIVELY. TWO OPTIONAL 4BA HOLES ADDED 29.5.56	A
Dets. 1 & 2. Finish was Zn. P. & Col. Loc. 19.10.56	B
BELL SET No.45. MK. No. added in title. H.R.S. 31.10.56	C
BELL SET No.45 CORRECTED TO MK.2. IN TITLE. H.R.S. 23.1.57.	D
TITLE AMENDED TO DELETION OF BELL-SET No.33 17.11.77	E

SUPERSEDED

~~BELL-SET, No.33 (MK.3)~~.
&
BELL SET No.45.
(MK.2.)

DETAILS 1-2.

DRG. 90549 SHT.2

G4 1540 9400 T34 GP 923.