


## Private Automatic Branch Exchange 5 PABX 5

This automatic system offers internal telephone service and public exchange service at the extensions, without the aid of a switchboard operator.

A special telephone can be provided so that one person can deal with the majority of incoming calls.



**A no  
switchboard  
system**

## Benefits

No switchboard operator required.

Flexible answering capability for incoming calls.

Quick and efficient internal communication.

Time-saving direct access by extensions to the public exchange network.

Economy of space – no separate equipment room required.

## Description

The system is available in 2 sizes; with capacities of up to 3 exchange lines and 10 extensions, and up to 5 exchange lines and 20 extensions.

Any number of extensions can be made designated extensions, and these are used to answer incoming exchange line calls and transfer them, if necessary, to other extensions.

Calls are made directly between extensions by dialling the appropriate number.

Lines can be provided to other Private Branch Exchanges (PBXs). These PBXs can be automatic or manually operated.

The automatic equipment and mains power unit are rack-mounted and enclosed by a hinged metal cover. The equipment rack must be fixed to a wall.

## Designated extension facilities

Incoming exchange calls ring bells sited near the designated extensions. The call can be answered from any of these extensions by lifting the handset.

The incoming exchange call can be transferred to another extension by pressing a button on the telephone, dialling the required extension number and, if the person answering agrees to take the call, replacing the handset.

If the person cannot take the call or suggests that it should go to another extension, the exchange call can be regained on the designated extension by pressing the button on the telephone.

If a transfer does not succeed for any reason, the incoming call rings the bells again and any designated extension user can regain the call by lifting the handset.

Designated extensions are usually allowed to interrupt an engaged extension to offer an incoming exchange call, by dialling an additional digit (1). A ticking sound warns of the intrusion.

If required, any number of designated extensions can be denied the intrusion facility.

If the person on the required extension agrees to take the new call, he terminates his present one. As soon as the required extension is free, its bell rings and he answers, and the designated extension handset is then replaced to transfer the call.

It may be possible for an external extension to be designated in which case a separate bell circuit is provided.

## Facilities common to all extensions

The following facilities apply equally to designated and non-designated extensions.

Calls are made between extensions by dialling 2-digit numbers between 20 and 29 for the smaller installation, and 20 and 39 for the larger size.

Exchange calls can be made by first dialling a single digit (usually 9) to obtain an exchange line.

Any extension can be barred from making exchange or inter-PBX calls. Any non-designated extension can be barred both from making or receiving exchange or inter-PBX calls.

An extension engaged on an exchange call can hold it while making enquiry of another extension or over an inter-PBX circuit. The original extension can then return to the call or transfer it.

Inter-PBX lines can be arranged as extensions over which incoming exchange calls can be connected, or as private circuits over which they cannot.

Outgoing calls to other PBXs can be obtained by dialling a single digit code (7, 8 or 0 if 9 is used for exchange lines) and asking the operator for the desired extension. It may be possible to dial direct to the extension of another PABX.

Incoming calls on inter-PBX lines are dialled direct to the required PABX5 extensions, or it may be possible for an incoming caller to dial to one of the other PBXs via the PABX5 by dialling the appropriate code.

## Facilities outside normal hours (night service)

Should changes to extension facilities be required outside normal hours, a "Night Service" button can be fitted at any convenient point—usually on one of the telephones.

When this button is operated, changes to the day-time facilities on some of the extensions can be made. This includes designated to non-designated and vice-versa, variations on extension exchange line access, inter-PBX line access and the designated extension intrusion facility.

It can be arranged for additional or different calling bells to be rung for incoming calls during the night.

## Mains failure arrangements

If the mains supply fails, all existing calls are disconnected. Each exchange line is connected automatically to a particular extension. The selected extensions then have all the facilities of a direct exchange line. The remaining extensions cannot be used during the failure.

When the supply is restored, exchange calls in progress are not interrupted, but as each call ends the exchange line is switched back to the PABX.

## General information



**Attendant's telephone.** Where it is necessary for one person to answer the majority of incoming calls, 2 designated extensions can be terminated on a special telephone with switching unit, enabling 2 calls to be handled at the same time. Additional charges are applicable for this facility.

**Extension telephones** can be provided for standard charges, as tablephones in 2-tone grey, 2-tone green, ivory, yellow, red, blue or black, and as

**Wallphones** in 2-tone grey, ivory or black.

**Self-contained Keyphones.** Tablephones with a keypad instead of a dial, can be provided on extensions for an additional connexion charge and rental.

**Trimphones** can be provided on extensions for a small additional rental. There is a choice of 3 colours – grey, blue and green – each is a dual-tone with the handset in the darker tone.

The attendant's telephone is only available as a 2-tone grey tablephone.

**Alarms.** A red lamp can be provided on any telephone to indicate when a fuse blows in the automatic equipment. If the lamp glows, the fault should be reported immediately.

Alternatively, a fuse alarm panel can be provided.

**Tones.** Dialling, ringing, engaged, 'warn' and number unobtainable tones are provided from a unit in the PABX equipment.

**Accommodation.** The steel rack which bears the equipment and power unit is installed, preferably near the centre of the bulk of the extensions.

This equipment rack is fixed to the floor and a wall capable of providing secure support. To allow easy access for maintenance purposes, a space of at least 1220mm must be available in front of the equipment.

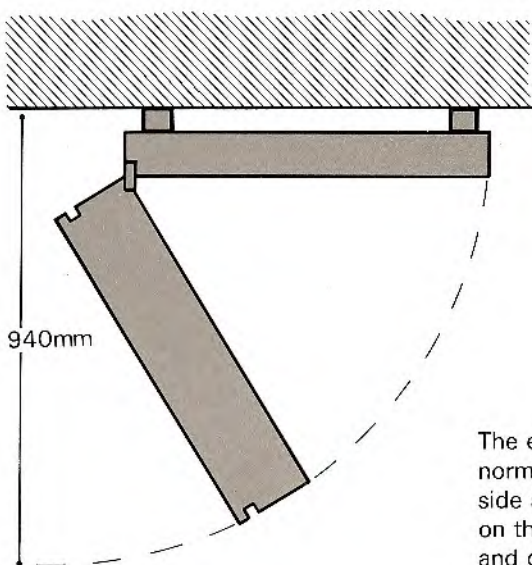
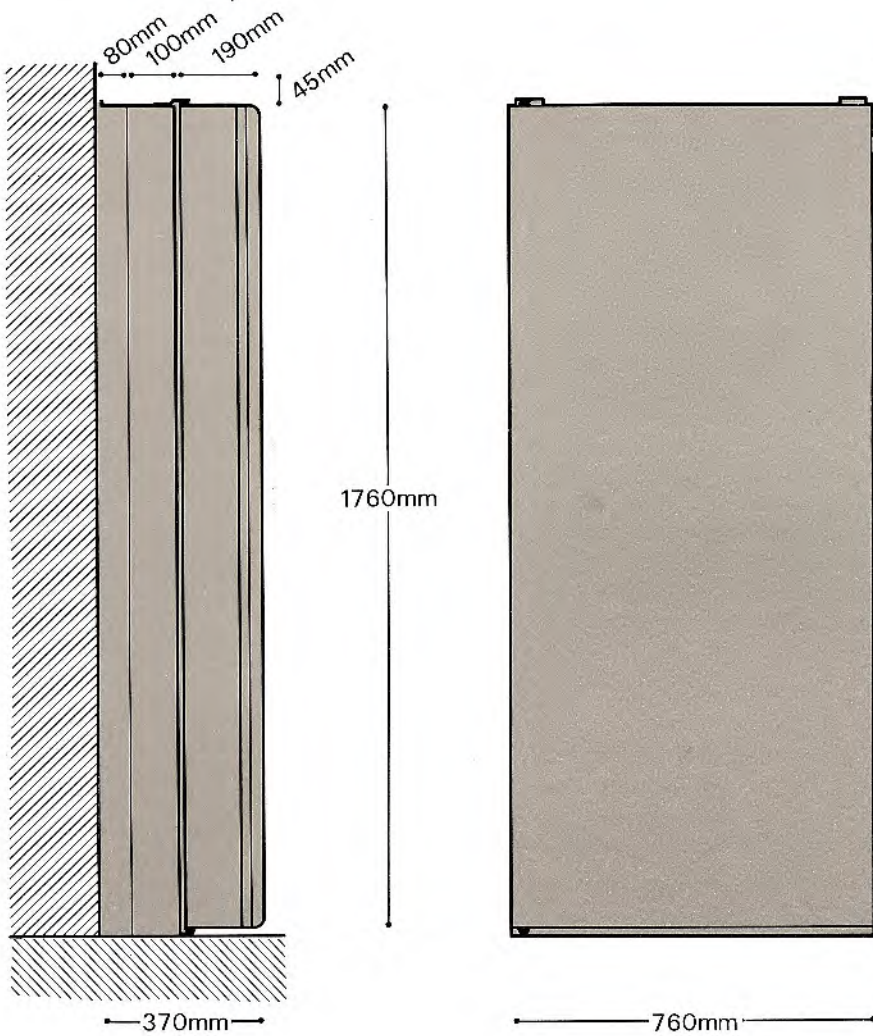
The equipment rack is the same size for the 3 + 10 and 5 + 20. When fully-equipped, the rack weighs about 188 kg for the 3 + 10 installation and about 244 kg for the 5 + 20 installation. Customers should ensure that the floor strength is adequate.

The equipment is mains-powered from an exclusive 3-pin socket outlet, of at least 5-amp rating, provided by the customer, adjacent to the equipment.

## PABX 5 capacity

	Size	
	3+10	5+20
The capacity of the smaller installation can be increased to the capacity of the larger. Greater capacity than that can be obtained only by changing the unit for a different type of PABX.		
<b>Exchange lines</b> Reduced by one for each inter-PBX line provided.	3	5
<b>Inter-PBX lines</b> Each one provided, reduces the exchange lines accordingly.	3	5
<b>Extensions</b> Includes 2 used by the attendant's telephone if provided.	10	20

## Dimensions



The equipment rack door is normally hinged on the left hand side as shown but can be hinged on the right on request. The rack and door are in 2-tone grey with the door in the lighter shade.

### Please note

We do our best to supply our customers with the apparatus they ask for but we may have to provide apparatus which does not accord exactly with the descriptions and illustrations in this leaflet.

**Your Telephone Sales Office will gladly supply any further or more up-to-date information. The address and telephone number are shown in the preface of your telephone directory.**