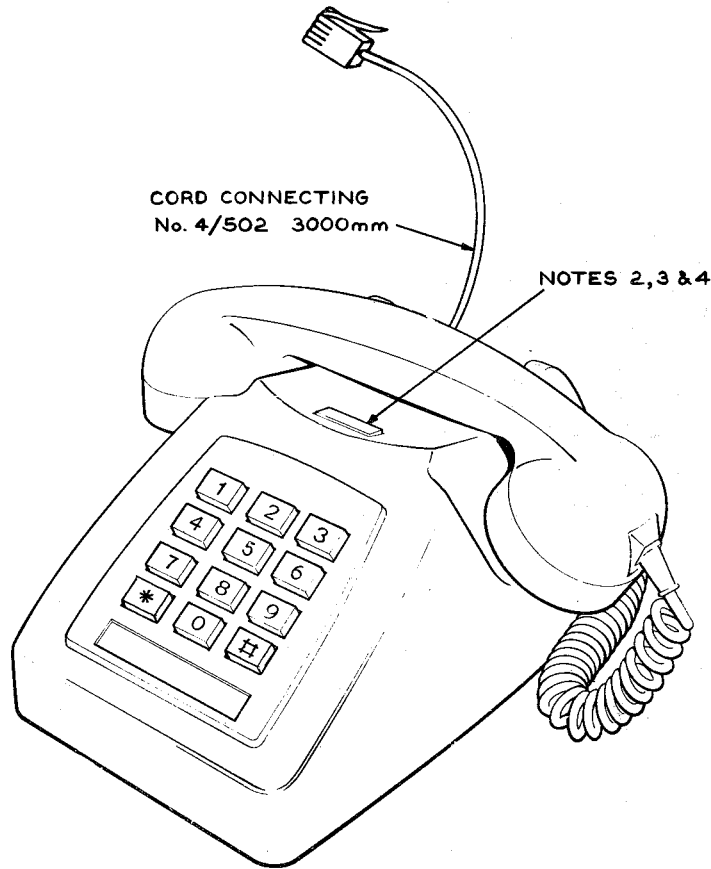


TELEPHONES No. 8782, 8782R AND 8782RR  
PRESS-BUTTON TABLE TELEPHONE WITH MF4 SIGNALLING :-  
No. 8782 WITH PROVISION FOR 1 OR 2 PRESS-BUTTONS.  
No. 8782R WITH EARTH RECALL BUTTON FOR PBX EXTENSIONS  
ONLY. No. 8782RR WITH RECALL BUTTON FITTED FOR USE ONLY  
ON PUBLIC EXCHANGES WITH REGISTER RECALL FACILITIES.



NOTES:-

1. TELEPHONES No. 8782, 8782R AND 8782RR ARE MF4 PRESS-BUTTON TELEPHONES WITH HIGH IMPEDANCE BELLS INTENDED FOR PARALLEL WORKING AND USE WITH JACK UNIT.... OR JACK No. 620 SERIES
2. TELEPHONE No. 8782 IS INTENDED FOR USE ON MF4 PSTN LOCAL EXCHANGE LINES AND HAS PROVISION FOR 1 OR 2 PRESS BUTTONS.
3. TELEPHONE No. 8782R IS FITTED WITH A PRESS-BUTTON MARKED 'RECALL' AND A 5A-4 SWITCH CONNECTED AS SHOWN IN FIG. 2, TO PROVIDE EARTH RECALL ON PBX EXTENSIONS.
4. TELEPHONE No. 8782RR IS FITTED WITH A PRESS-BUTTON MARKED 'RECALL' AND A 5A-4 SWITCH CONNECTED AS SHOWN IN FIG. 3, TO PROVIDE REGISTER RECALL ON SUITABLY EQUIPPED PSTN LOCAL EXCHANGE LINES.
5. LINE JACK UNIT.../1A, 2A OR 3A SHOULD BE USED AS APPROPRIATE. FOR PBX EXTERNAL EXTENSIONS A LINE JACK UNIT.../1A SHOULD BE USED IF PRIMARY SURGE PROTECTION IS REQUIRED AS DEFINED IN TI C3FO052 SECTION 4.
6. MF4 PRESS-BUTTON TELEPHONES CANNOT BE USED AS AN OPERATORS TELEPHONE ON ANY 2/... PMBX WHERE INTER-PBX DIALLING CIRCUITS ARE FITTED.
7. ON SOME REFURBISHED PRESS-BUTTON TELEPHONES TERMINALS 16, 17 & 18 DO NOT EXIST. THEY HAVE BEEN REDESIGNATED AS TERMINALS 2A, 19B & 19A RESPECTIVELY. THE BELL WILL BE CONNECTED BETWEEN TERMINALS T4 & T19, NOT BETWEEN TERMINALS T4 & T16 AS SHOWN. THE WHITE CONDUCTOR OF THE CORD CONNECTING 4/502 WILL BE CONNECTED TO T19 AND NOT T18 AS SHOWN.

REFERENCES:-

PRIMARY SURGE PROTECTION..... TI C3 FO052

© BRITISH TELECOMMUNICATIONS 1981

BRITISH TELECOMMS HQRS  PAPER:-W  DISTRIBUTION:- GENERAL	ISSUE	80P HF <i>John D. Allen</i>	ME/PD I.I.I. 23-10-81
---	-------	-----------------------------	-----------------------

FIG.1

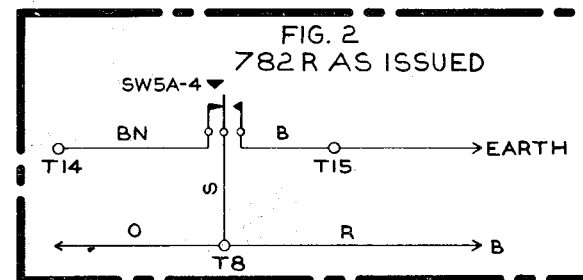
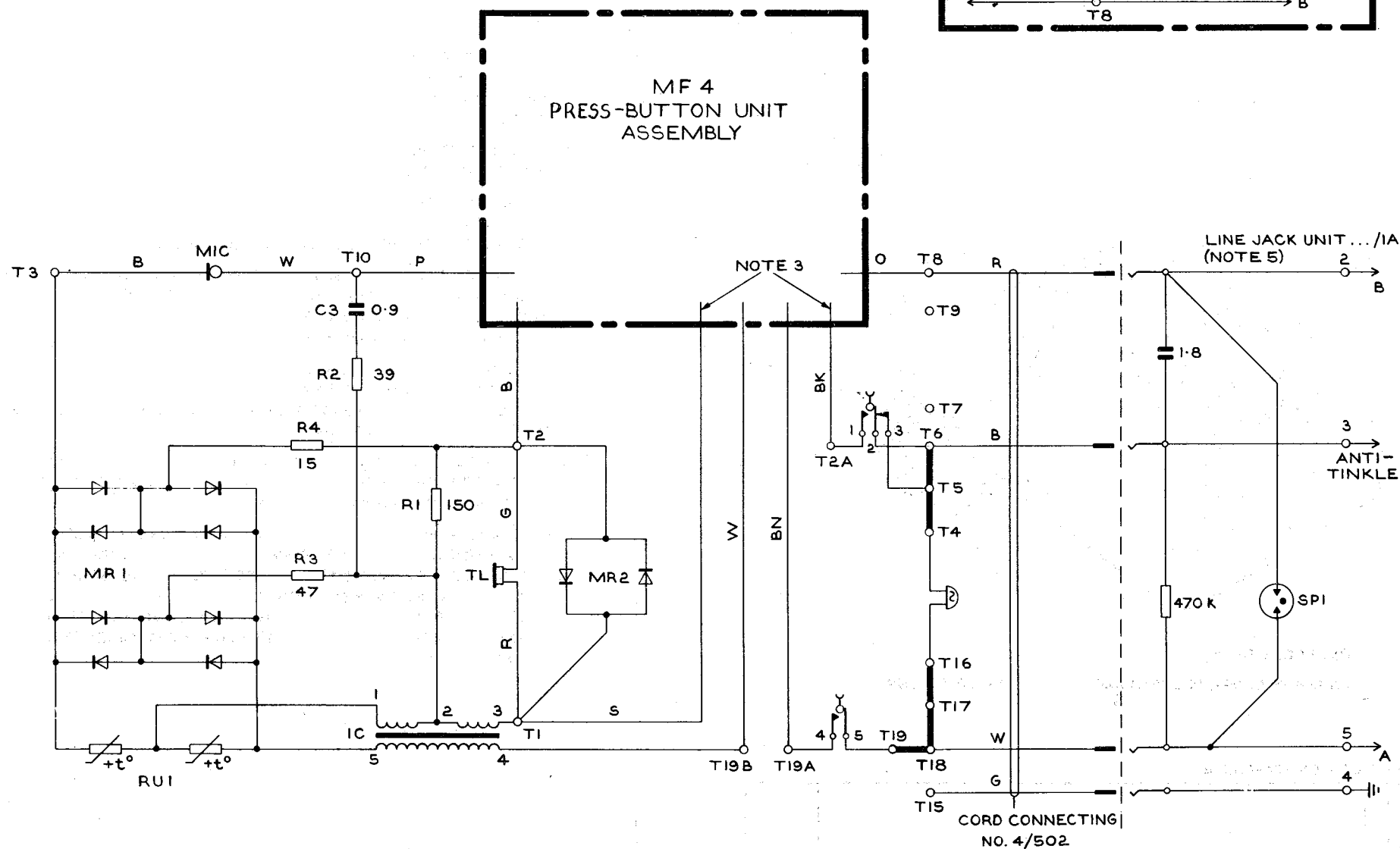


FIG.3

