

P.O.E.D.
S BCH.

PAPER : W

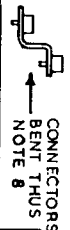
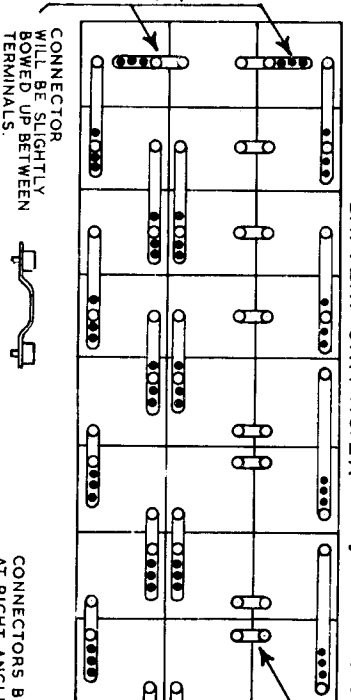
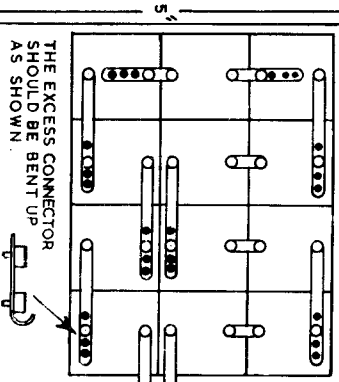
CIRCULATION :

GENERAL

ISSUES			
B	NEW FORMAT	K.M.	8-7-66
A	FSI MOVED		MBM 3-1-63
	H. THWAITE	S3	29-11-61

BATTERY-UNITS Nos. 1A AND 2A

7. TYPICAL ARRANGEMENT AND STRAPPING OF CELLS.



IN NO CASE SHOULD THE EXCESS BE CUT OFF. VARIOUS MANUFACTURERS ARE SUPPLYING CELLS HAVING DIFFERENT TERMINAL ARRANGEMENTS. THE SKETCH OF BATTERY-UNIT NO. 2A, SHOWS A POSSIBLE COMBINATION.

8 SOME CONNECTORS WILL NEED TO BE BENT AS SHOWN AS THE CENTRE ROW OF CELLS IS RAISED TO ENABLE THE ACID LEVEL TO BE CHECKED.

