

TELEPHONE No.184.

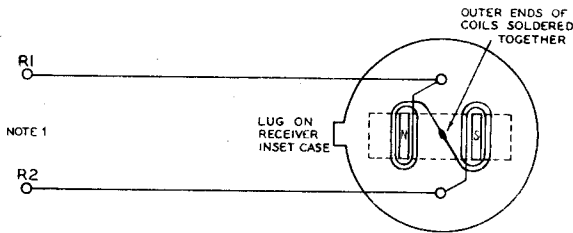
HANDSET FOR SPECIAL PURPOSES IN C.B., AUTO & L.B. AREAS.

N284

ISSUE C

SUPERSEDES MISC. 4345

FIG. 1.
CONNEXIONS OF RECEIVER COILS.



PLAN VIEW OF "RECEIVER INSET No.2P" (52.n) WITH DIAPHRAGM REMOVED.

Note.

1. When D.C. flows through receiver connect positive pole of supply to terminal R2.

FIG. 2.
TELEPHONE No.184.
FOR CERTAIN P.B.X. SWBDS.

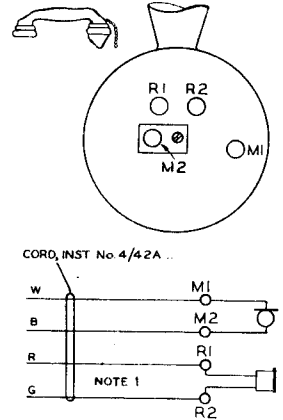
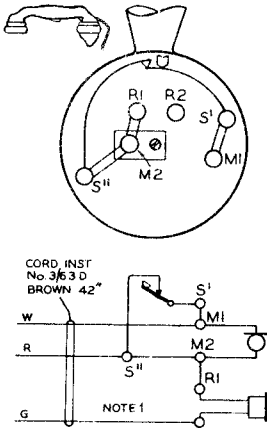
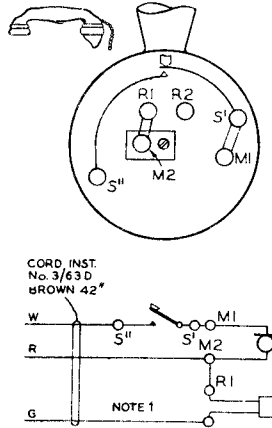


FIG. 3.
TELEPHONE No.184A
FOR C.B. & AUTO SYSTEMS



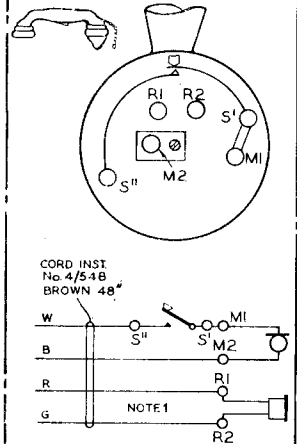
Non-locking press switch.
Operation of press switch removes short circuit from transmitter.

FIG. 4.
TELEPHONE No.184B
FOR L.B. SYSTEMS



Non-locking press switch.
Operation of press switch completes transmitter circuit.

FIG. 5.
TELEPHONE No.184C
FOR SUPERVISERS USE



Locking press switch.
Operation of press switch at Recr. end breaks transmitter circuit. Operation at transmitter end completes transmitter circuit.

P.O.E.D.
S BCH.

PAPER: W

CIRCULATION
GENERAL

ISSUES			
	C	New format.	5-1-68
	B	Redrawn, panel 1 modified & terminals R1 & R2 were reversed.	17-1-41
		ER. S1	28-5-36