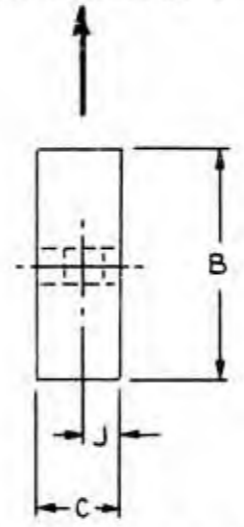
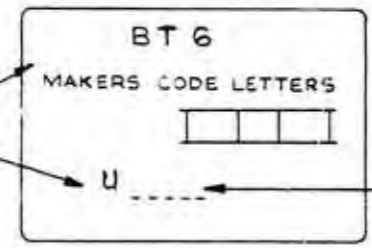


DIRECTION OF BOLT THROW WHEN LOCKING

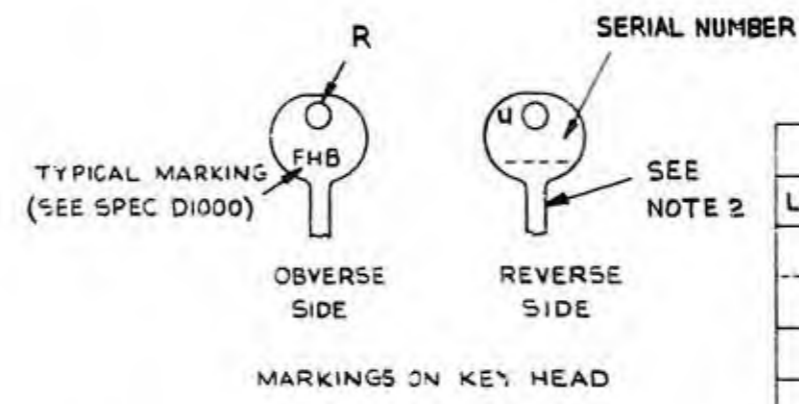


(DIMENSION J TO BE MEASURED FROM REAR OF LOCK)

POSITION OF MARKINGS MAY BE REVERSED



MARKING ON REAR OF LOCK



SCHEDULE OF DIMENSIONS		
LETTER	MINIMUM	MAXIMUM
A	2.610	2.625
B	1.690	1.710
C	-	.665
D	.781	.807
E	.845	.855
F	1.100	1.110
G	.270	.280
H	.294 ϕ	.313 ϕ
J	.275	.290
K	2.123	2.182
L	.345	.380
M	25°	37°
N	.211	.225
	.179	.183
P	.060 R	.090 R
Q	-	.125 R
R	.165 ϕ	.203 ϕ
S	50°	70°

NOTES:-

- NO LETTERS OR MARKING TO BE SMALLER THAN $\frac{1}{8}$ CHARS
NO SERIAL NUMBERS TO BE SMALLER THAN $\frac{5}{64}$ CHARS.
- THE STEM OF THE KEY SHALL BE SOLID, i.e. PIN TYPE. THE BOW OF THE KEY MAY BE TREFOIL OR OVAL.

DIMENSIONS IN INCHES				© BRITISH TELECOMMUNICATIONS plc.		DO NOT SCALE		ORIGINAL SCALE 1:1	
A2	DRN H.R.A CKD P.B.D					MATERIAL	FINISH	REFERENCES	SPEC D1000 SPEC 5325
A3	CERTIFICATION C.P	TITLE WAS LOCK NO. 6R. DIRECTION OF BOLT THROW REVERSED. UPDATED. PLF <i>10/11</i> 10-6-85	N	REDRAWN. DIMENSIONS UPDATED. NOTE 1 AMENDED. NOTE 2 ADDED. NCB <i>PE Miff</i> 17-3-83	M	LOCK NO. 6U			
R700	DATE 1.5.31	AMENDMENT	ISSUE	AMENDMENT	ISSUE	BRITISH TELECOMMUNICATIONS HEADQUARTERS CP/M4.2.		CD 224	